



TEST REPORT N. RA\_2020\_00006470

Hi-Tech  
Glass Filter Media  
Stage1

Test IFTS  
organizado ante  
Notario

**Filtration efficiency and retention capacity test  
according to NF P 90-319 § 4 with derogations  
Domestic swimming pools — Filtration groups and systems —  
Test method for evaluating the filtration efficiency, the retention capacity  
and the mechanical resistance**

**§ 4 Measure of filtration efficiency and retention capacity**

Sample ref. Stage 1 (1)

<b>CUSTOMER IDENTIFICATION</b>	
<i>Company</i>	<b>Hi-Tech Glass Filter Media</b>
<i>Address</i>	C/ Tabarca nº 16, 03580 ALICANTE, SPAIN
<i>Contact</i>	<b>Mr Guillermo GIL VENEZIANI</b>
<i>Purchase order nb</i>	PO acc. to DEV_00005868.01

<b>IFTS REFERENCES</b>	
<i>Purchase order nb</i>	ARC_00005973
<i>IFTS Order n.</i>	AFF_00004971
<i>Quotation n.</i>	DEV_00005868.01

Written by  
Emmanuelle CAQUINEAU

Validated and signed by  
Test Manager

<b>REVISION TABLE</b>			
<i>Date</i>	<i>Version</i>	<i>Reason for revision</i>	<i>Revision Description</i>
30/11/2020	RA_2020_00006470	Initial release	

Confidential document prepared for the attention of NATURE WORKS TECNOLOGIAS

This report is only related to the specified product(s). Its copy is not authorised other than in its full form.

IFTTS acknowledges only the digitally certified file in pdf format, before transmission to the customer. The digital certification of the report, conducted by the Chambersign certification, remains valid indefinitely as long as the file does not undergo any change. In the event of a dispute, only the file of the digitally certified report kept by IFTTS will be considered as being the authentic version.

Siège social Téléphone : + 33 5 53 95 83 94  
Rue Marcel Pagnol Fax : + 33 5 53 95 66 95  
47510 FOULAYRONNES Email : ifts@ifts-sls.com

Association loi 1901 – JO du 31/05/1981  
SIRET : 32279040300016, Agen – APE : 7112B  
TVA : FR45 322790403

**1 - SCOPE**

**Hi - Tech Glass Filter Media** has requested IFTS (Institut de la Filtration et des Techniques Séparatives) as per purchase order number PO acc. to DEV\_00005868.01 to evaluate the performance of a specified number of samples according to NF P 90-319 §4 with derogations - Domestic swimming pools - Filtration groups and systems - Test method for evaluating the filtration efficiency, the retention capacity and the mechanical resistance §4 : Filtration efficiency and retention capacity.

The data contained in the following paragraphs establishes the report of the test performed on the sample identified in paragraph 2 of this document. A separate test report is issued for any other test requested as per the purchase order. This test has been performed with qualified personnel using thoroughly selected equipments in order to comply with test conditions summarized in paragraph 3 of this document. IFTS is accredited by the COFRAC to carry out tests and perform modular activities dealt with by the ISO/IEC 17025.

**2 - TEST SAMPLE**

<i>Sample ref.</i>	<i>IFTS ref.</i>
Stage 1 (1)	ECH_00036252



Sample ref. : Stage 1 (1)  
supplied by **Hi-Tech Glass Filter Media**



## 4- TEST RESULTS

### 4.1 Test end criteria

	Test end criteria	Actual value	End criteria
<b>Final <math>\Delta P</math> - Initial <math>\Delta P</math> (hPa)</b>	500	4	No
<b>Test duration (min)</b>	$\geq 360$	392,0	Yes
<b>Upstream pressure (hPa)</b>	3000	2100	No

### 4.2 Filtration performances

Retention capacity at Final $\Delta P$ (g)	Filtration ratio 80% ( $\mu\text{m}$ )	Filtration efficiency 45 $\mu\text{m}$ (%)	Comments
83,0	11,12	99,83	/

The global filtration rating and the global filtration efficiency are calculated based on total counting data relative to all the test duration at 5 mg/L.

#### 4.3 Filtration performances

##### TEST IDENTIFICATION

Test date : 25/11/2020	Operator : BRD	IFTS Number : ECH_00036252
------------------------	----------------	----------------------------

##### FILTER IDENTIFICATION

Sample ref. : Stage 1 (1)	Tool ref. : IFTS Column (height : 205 cm ; diameter : 15,4 cm)
---------------------------	--

##### OPERATING CONDITIONS

<b>Test fluid</b>	Type : Microfiltered water	Temperature (°C) : 23,1								
Initial cleanliness level	Upstream : 280,7 > 1 µm/mL	Downstream : 198,1 > 1 µm/mL								
<b>Test contaminant</b>	Type : ISO 12103-1 A4 (ISO CTD)	Batch n. : 14151C								
<b>Fluid circuit</b>										
Period	Filter test		Contaminant injection			Particle counting				
	Initial flow rate (L/min)	6,2	Flow rate (L/h)	Concentration (mg/L)			Counter	Sensor	Flow rate (mL/min)	Volume (mL)
Counting	Volume (L)	41,91		Initial	Final	Average				
Clogging	Concentration (mg/L)	4,9	10,0	194,0	172,0	183,0	PAMAS 2132	Waterviewer	25	25
		52,9	10,0	1921,0	2022,0	1971,5				

##### Test parameters evolution (Fig. 5)

##### TEST RESULTS

**Differential pressure at test flow rate**

$\Delta P$  column (hPa) : < 2  
 Filtering media (hPa) : 45  
 Final filtering media  $\Delta P$  (hPa) : 45

**Table 1 : Clogging curve (Fig. 4)**

Period n.	1			2		3		4		5	
Concentration (mg/L)	-	4,9	52,9	4,9	52,9	4,9	52,9	4,9	52,9	4,9	
Test duration (min)	0	29	90	119	180	212	270	300	365	392	
Differential pressure (hPa)	45	45	46	47	48	46	47	48	46	49	
Injected mass (g)	0	0,885	20,63	21,51	41,26	42,53	61,29	62,51	83,27	-	

Total injected mass : 83,3 g  
 Final test concentration (CF I) : 7,53 mg/L  
 Non-retained mass : 0,32 g  
 Retention capacity : 83,0 g

- Término de Filtración: Pérdida de carga
- Término Técnico (Inglés): Filtering media (hPa)
- Cálculo: Presión entrada - salida
- Valor: 45 hPa

- Término de Filtración: Rendimiento de Filtración
- Término Técnico (Inglés): Retention Capacity (%)
- Cálculo: Masa retenida (83,0 g) / masa inyectada (83,3 g) = 0,9964 x 100%

##### Raw counting results (Fig. 1-2-3)

Table 2 : Average filtration ratio and efficiency vs. Test period

##### Cumulative counts (#/mL)

Counting period	Particle size (µm)	> 1	R10	> 2	R11	> 5	R12	> 10	R13	> 20	R14	> 30	R15	> 40	R16	> 50	R17
		µm	E%	µm	E%	µm	E%	µm	E%	µm	E%	µm	E%	µm	E%	µm	E%
Upstream initial counts		280,7		148,3		14,56		2,096		0,136		0,016		0		0	
1	Upstream	20484	2,503	12734	2,84	2732	4,726	307,2	12,43	32,2	83,75	8,298	622,3	2,431	1094	0,822	∞
	Downstream	8184	60,05	4484	64,79	578,1	78,84	24,72	91,95	0,384	98,81	0,013	99,84	0,002	99,91	0	100
2	Upstream	29686	1,943	18958	2,068	4060	2,772	435,8	5,117	46,17	22,94	12,25	132,2	3,524	418,5	1,301	∞
	Downstream	15278	48,53	9168	51,64	1465	63,92	85,16	80,46	2,013	95,64	0,093	99,24	0,008	99,76	0	100
3	Upstream	26758	1,836	17678	1,926	4173	2,439	478,4	4,256	50,96	16,14	13,36	78,82	3,855	1012	1,291	∞
	Downstream	14573	45,54	9180	48,07	1711	59	112,4	76,5	3,158	93,8	0,17	98,73	0,004	99,9	0	100
4	Upstream	28464	1,833	19067	1,892	4620	2,243	501,7	3,414	49,03	10,32	12,3	47,68	3,58	162,7	1,234	154,3
	Downstream	15527	45,45	10075	47,16	2060	55,42	147	70,7	4,752	90,31	0,258	97,9	0,022	99,39	0,008	99,35
5	Upstream	23966	2,356	16105	2,412	4189	2,774	541,5	4,05	57,89	11,45	14,72	38,74	4,469	223,4	1,631	734
	Downstream	10173	57,55	6678	58,54	1510	63,96	133,7	75,31	5,056	91,27	0,38	97,42	0,02	99,55	0,002	99,86
Average	Upstream	25872	2,03	16908	2,136	3955	2,7	452,9	4,502	47,25	15,38	12,19	66,7	3,572	316,4	1,256	614,3
	Downstream	12747	50,73	7917	53,18	1465	62,97	100,6	77,79	3,073	93,5	0,183	98,5	0,011	99,68	0,002	99,84

- Valor: 99,64 %

Fig.1 : Particle number vs. Time

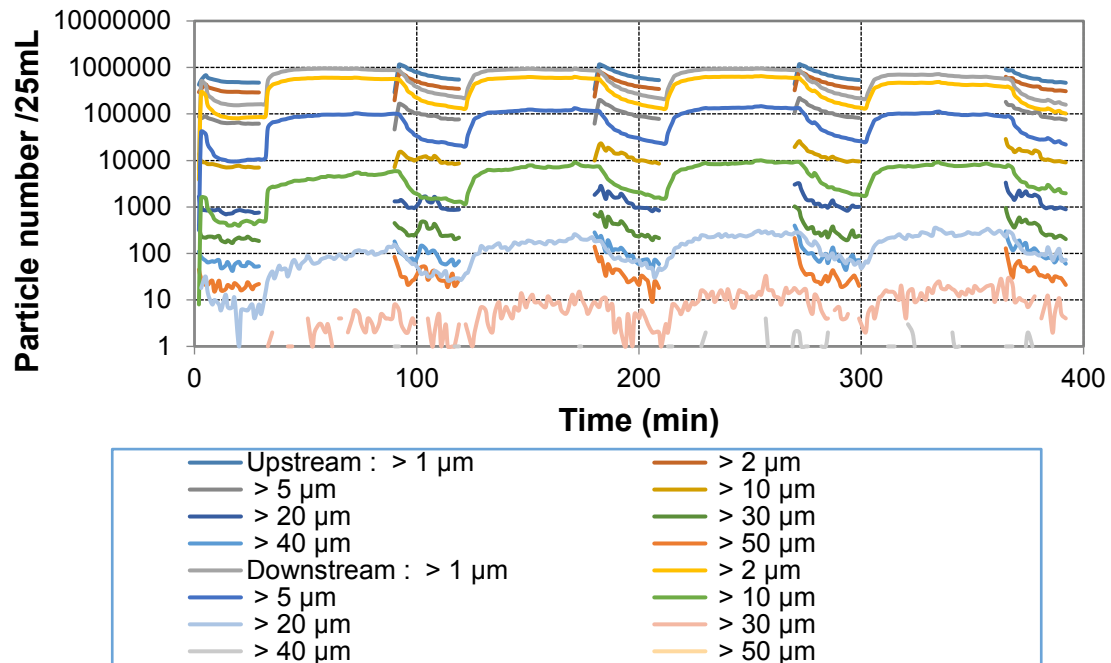
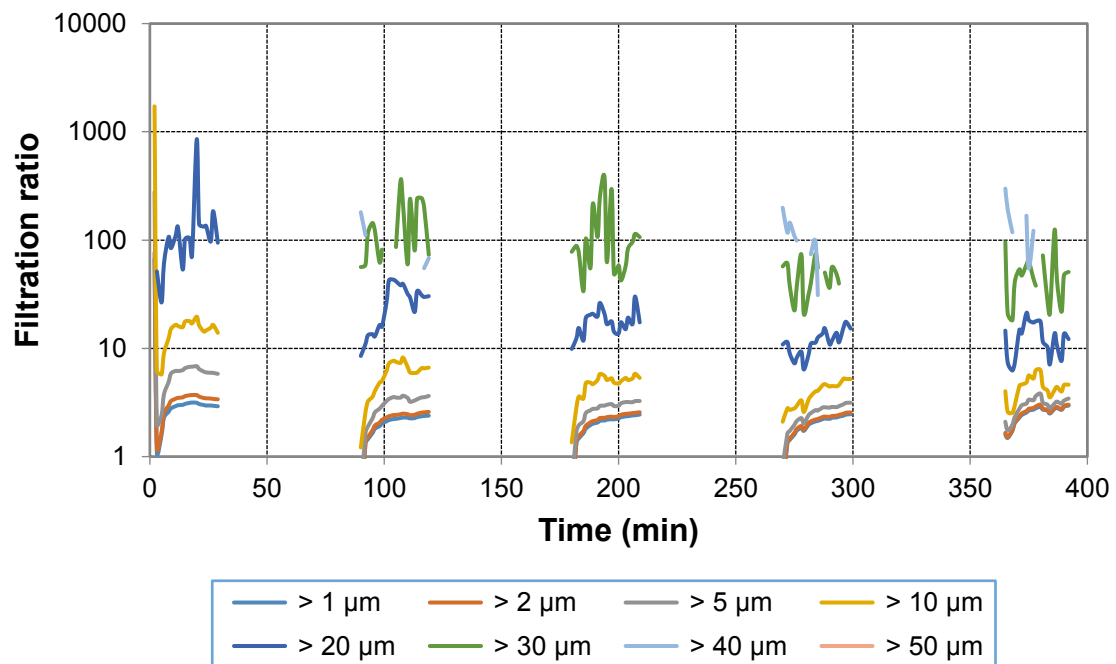


Fig.2 : Filtration ratio vs. Time



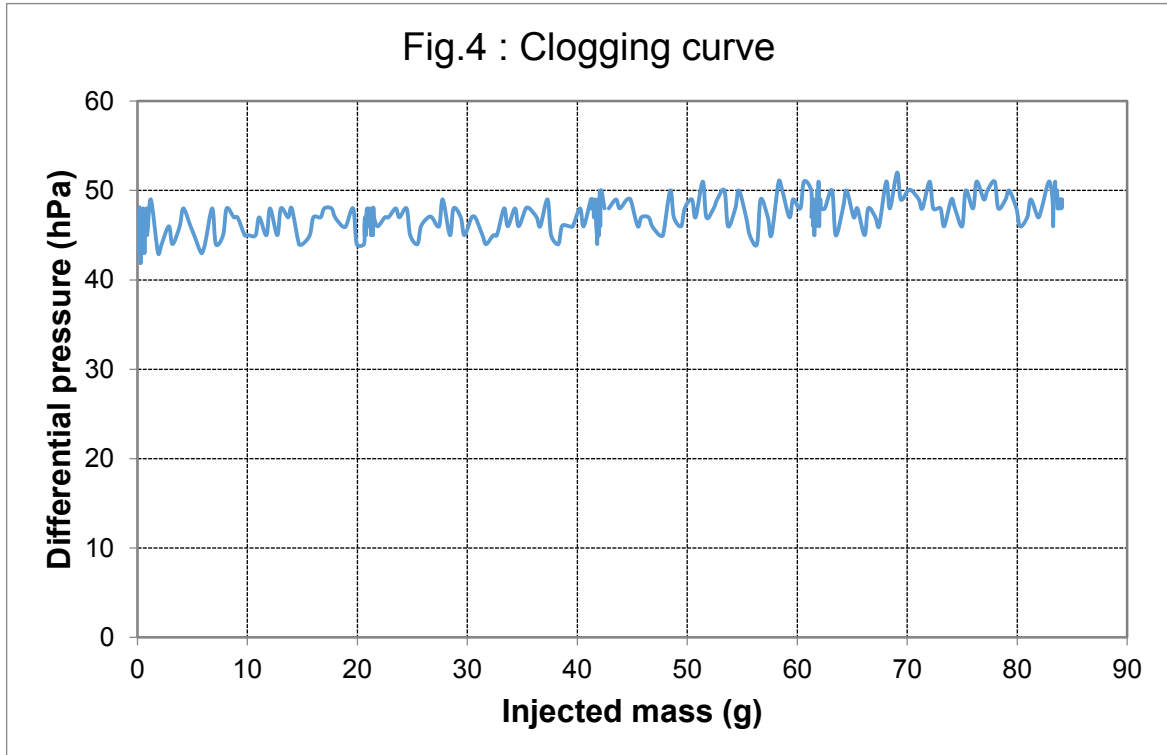
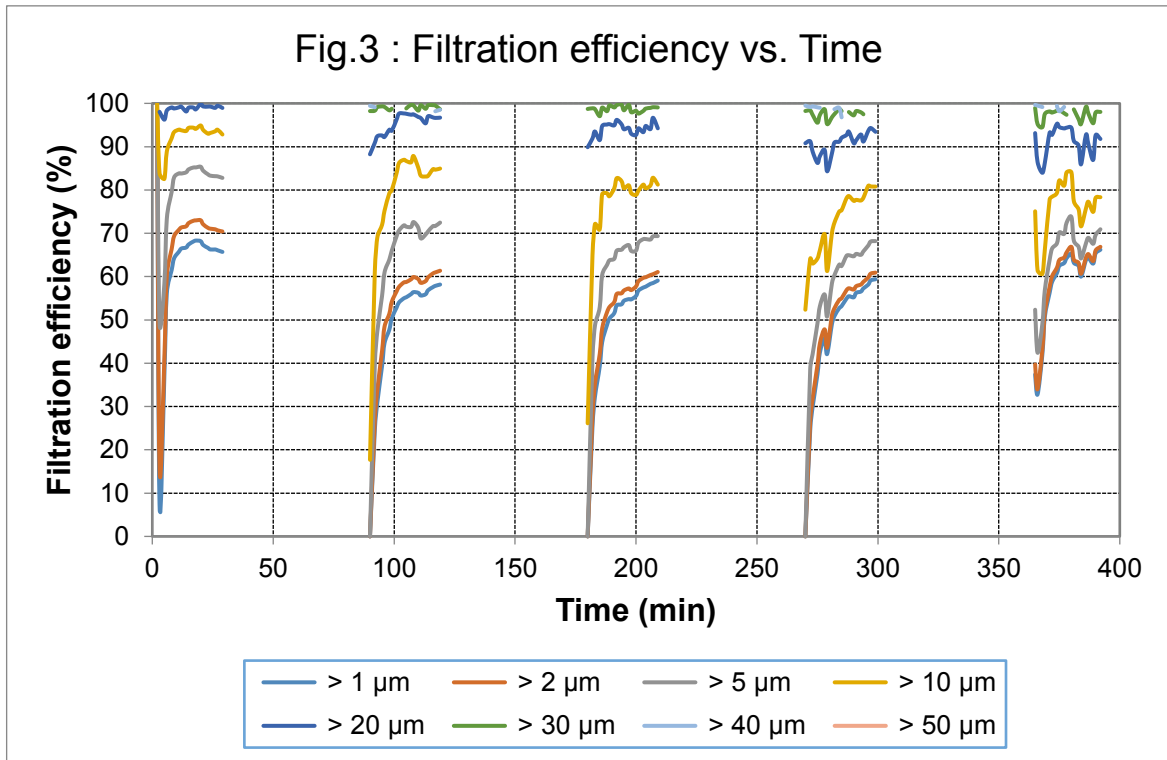


Fig.5 : Test parameters vs. Time

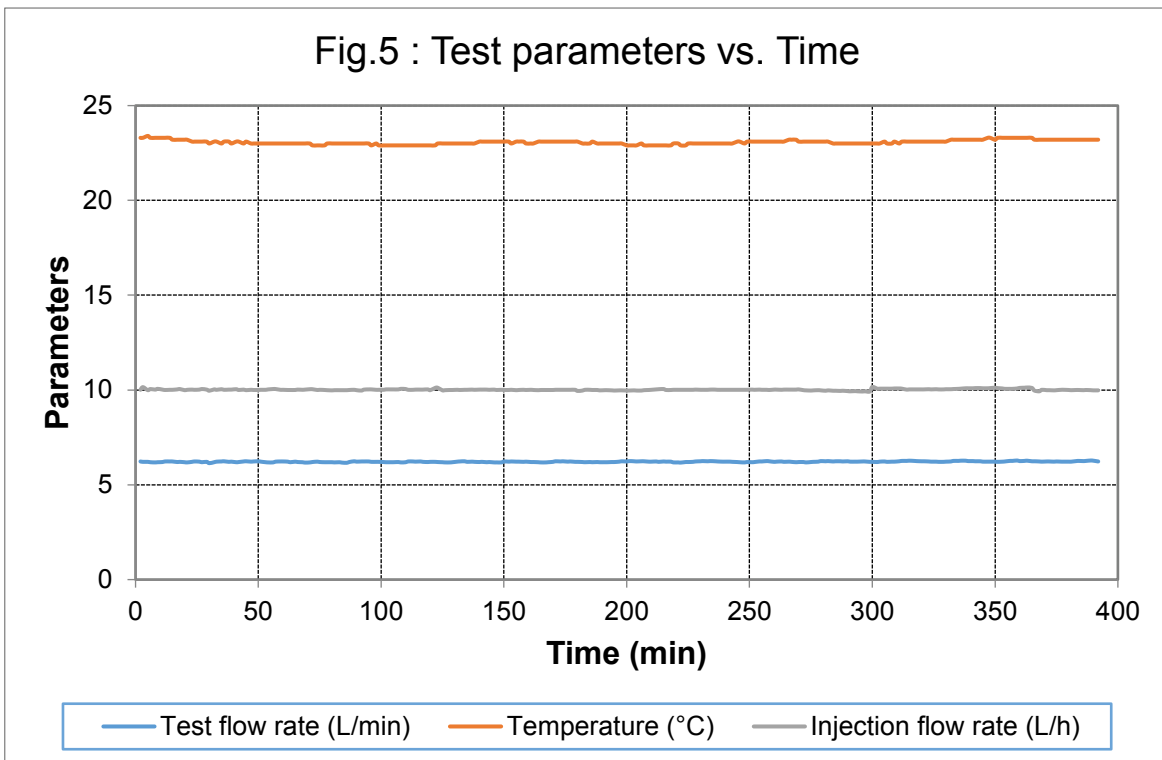


Fig.6 : Filtration efficiency vs. Particle size

